


# Random Flights

## Accessing Random Flights Module

To access the Random Flights module, navigate through the sidebar navigation by going to Flight Ops and selecting Random Flights. This module empowers you to construct personalized flight journeys, providing a unique and spontaneous experience tailored to your preferences.

A screenshot of the 'Search Settings' window in the Random Flights module. The window is a light blue overlay on a dark blue background with a globe pattern. It contains five dropdown menus: 'Starting Airport' (KIAD - Washington Dulles International Airport), 'Ending Airport' (KBOS - Boston Logan International Airport), 'Airline' (United Airlines), 'Departure Date' (02/14/2024), and 'Aircraft' (B738). At the bottom of the window are two buttons: 'My Saved Pairings' and 'Search Flights'.

## Configuring Random Flights Settings

Upon entering the main page of the Random Flights module, you'll encounter the settings window where you can customize your trip:

- **Departing Airport:** The airport from which you want to commence your journey.
- **Arriving Airport:** The destination airport for the conclusion of your trip.
- **Airline:** Select the airline you wish to fly for.
- **Date:** Choose the specific date for which you want to search scheduled flights.
- **Aircraft:** Select the preferred aircraft type for your trip.

It's important to note that the Random Flights module utilizes our Scheduled Flights database to generate results. If a particular flight doesn't exist in our scheduled flights, it won't appear in the results.

Ensure your search parameters align with realistic scenarios to yield meaningful results. For instance, if a specific aircraft type or airline doesn't operate at a chosen airport, it's advisable to adjust your search accordingly.

Remember to fill out all search fields before executing a search. Once you've configured your preferences, click on 'Search Flights' to generate results.

# Search Results

Search Settings

Select Departure

Starting Airport

Select Destination

Ending Airport

Select Airline

Airline

mm/dd/yyyy

Departure Date

Aircraft

Aircraft

My Saved Pairings

Search Flights

Random Flights Results

Flights from Washington Dulles International Airport to Boston Logan International Airport

2 Leg Trips

3 Leg Trips

4 Leg Trips

2 Leg Trip

Save Trip

B738	Aircraft	UAL2295	KIAD	Departure	>>	KEWR	Arrival	1.21	Duration
B738	Aircraft	UAL1302	KEWR	Departure	>>	KBOS	Arrival	1.12	Duration

2 Leg Trip

Save Trip

B738	Aircraft	UAL2295	KIAD	Departure	>>	KEWR	Arrival	1.21	Duration
B738	Aircraft	UAL2242	KEWR	Departure	>>	KBOS	Arrival	1.21	Duration

## Random Flights Search Results and Selection

In the given example, the following settings were used:

- **Departure:** KIAD
- **Arrival:** KBOS
- **Airline:** United
- **Date:** Today's Date
- **Aircraft:** B738

The search results will be presented to the right of the search window and are categorized into three tabs:

- **2 Leg Trips**
- **3 Leg Trips**
- **4 Leg Trips**

While all trips initiate and conclude at the chosen airports, the flights in between are randomized, as reflected in the '3 Leg' and '4 Leg' tabs.

For optimal results, consider using a major hub for the chosen airline in both the departure and arrival airports.




Upon finding a trip you wish to save and fly, click on the green 'Save Trip' button located on the right side of the screen to record and embark on your chosen adventure.

# Saved Trips

Saved Random Flights //

Trip ID:  
6564

Delete Trip

B788 Aircraft	 AAL551	KMIA Departure	KPHL Arrival	2.47 Duration	+
B788 Aircraft	 AAL204	KPHL Departure	EHAM Arrival	7.22 Duration	+
B788 Aircraft	 AAL221	EHAM Departure	KDFW Arrival	10.02 Duration	+

Search Pairings

## Managing Saved Trips

After saving a trip using the Random Flights module, it will be directed to your 'Saved Trips' page. Here, you can save as many trips as you desire. From this page, individual flights can be added to your bids by clicking on the blue 'Plus Sign' button.




Should you change your mind and decide not to pursue a specific trip, you can remove the entire trip from your 'Saved Trips' page by clicking on the red 'Delete Trip' button in the top-right corner.

Upon successfully adding a flight to your bids, a confirmation pop-up will appear, providing acknowledgment of your bid addition. This streamlined process allows for efficient management and customization of your saved trips.

Saved Random Flights //

Trip ID: 6564

Delete Trip

B788 Aircraft	 AAL551	KMIA Departure	KPHL Arrival	2.47 Duration	Added!
B788 Aircraft	 AAL204			7.22 Duration	+
B788 Aircraft	 AAL221			10.02 Duration	+

Search Pairings

Success!

Your flight has been booked!

→ PROCEED TO MY BIDS

You can then proceed to your bids, and fly this flight like you would any other. For more information on the dispatch process that follows after this step, please [click here](#).